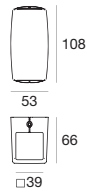


## Vedette\_Q Single emission | Wall light | 190-250 V | powerLED 2 W 630 mA



## type

White	CRI 80	<b>96102</b>
Black	CRI 80	<b>96103</b>
Grey	CRI 80	<b>96104</b>
Cor-Ten	CRI 80	<b>96105</b>

## colour

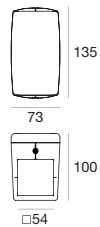
2700 K	195 lm	<b>M</b>
3000 K	208 lm	<b>W</b>
4000 K	222 lm	<b>N</b>

## optic

8°	<b>08</b>
15°	<b>15</b>
30°	<b>30</b>
60°	<b>60</b>
Diff.	<b>00</b>



## Vedette\_Q Single emission | Wall light | 180-300 V | powerLED 8 W 630 mA



## type

White	CRI 80	<b>96110</b>
Black	CRI 80	<b>96111</b>
Grey	CRI 80	<b>96112</b>
Cor-Ten	CRI 80	<b>96113</b>

## colour

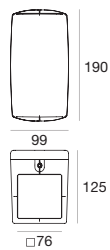
2700 K	639 lm	<b>M</b>
3000 K	674 lm	<b>W</b>
4000 K	745 lm	<b>N</b>

## optic

15°	<b>15</b>
30°	<b>30</b>
60°	<b>60</b>
Diff.	<b>00</b>



## Vedette\_Q Single emission | Wall light | 180-300 V | powerLED 15 W 400 mA



## type

White	CRI 80	<b>96118</b>
Black	CRI 80	<b>96119</b>
Grey	CRI 80	<b>96120</b>
Cor-Ten	CRI 80	<b>96121</b>

## colour

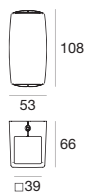
2700 K	1446 lm	<b>M</b>
3000 K	1560 lm	<b>W</b>
4000 K	1670 lm	<b>N</b>

## optic

15°	<b>15</b>
30°	<b>30</b>
60°	<b>60</b>
Diff.	<b>00</b>



## Vedette\_Q | Wall light | 190-250 V | powerLED 2 W 350 mA



## type

White	CRI 80	<b>96106</b>
Black	CRI 80	<b>96107</b>
Grey	CRI 80	<b>96108</b>
Cor-Ten	CRI 80	<b>96109</b>

## colour

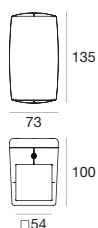
2700 K	242 lm	<b>M</b>
3000 K	260 lm	<b>W</b>
4000 K	276 lm	<b>N</b>

## optic

8°	<b>08</b>
15°	<b>15</b>
30°	<b>30</b>
60°	<b>60</b>
Diff.	<b>00</b>



## Vedette\_Q Double emission | Wall light | 180-300 V | powerLED 8 W 350 mA



## type

White	CRI 80	<b>96114</b>
Black	CRI 80	<b>96115</b>
Grey	CRI 80	<b>96116</b>
Cor-Ten	CRI 80	<b>96117</b>

## colour

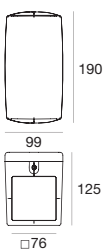
2700 K	840 lm	<b>M</b>
3000 K	886 lm	<b>W</b>
4000 K	980 lm	<b>N</b>

## optic

15°	<b>15</b>
30°	<b>30</b>
60°	<b>60</b>
Diff.	<b>00</b>



## Vedette\_Q Double emission | Wall light | 180-300 V | powerLED 26 W 350 mA



## type

White	CRI 80	<b>96122</b>
Black	CRI 80	<b>96123</b>
Grey	CRI 80	<b>96124</b>
Cor-Ten	CRI 80	<b>96125</b>

## colour

2700 K	2596 lm	<b>M</b>
3000 K	2800 lm	<b>W</b>
4000 K	2994 lm	<b>N</b>

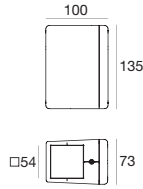
## optic

15°	<b>15</b>
30°	<b>30</b>
60°	<b>60</b>
Diff.	<b>00</b>






**Vedette\_Q blade Single emission** | Wall light | 180-300 V | powerLEDs 6 W 630 mA



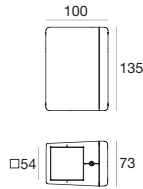
type	
White	CRI 80 <b>97048</b>
Black	CRI 80 <b>97049</b>
Grey	CRI 80 <b>97050</b>
Cor-Ten	CRI 80 <b>97051</b>

colour		
2700 K	585 lm	<b>M</b>
3000 K	624 lm	<b>W</b>
4000 K	666 lm	<b>N</b>

optic	
5°	<b>05</b>



**Vedette\_Q blade Double emission** | Wall light | 180-300 V | powerLEDs 12 W 630 mA



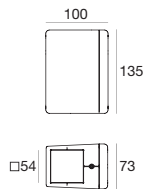
type	
White	CRI 80 <b>97185</b>
Black	CRI 80 <b>97186</b>
Grey	CRI 80 <b>97187</b>
Cor-Ten	CRI 80 <b>97188</b>

colour		
2700 K	1170 lm	<b>M</b>
3000 K	1248 lm	<b>W</b>
4000 K	1332 lm	<b>N</b>

optic	
5°	<b>05</b>



**Vedette\_Q blade Double emission** | Wall light | 180-300 V | arrayLED 12 W 630 mA



type	
White	CRI 80 <b>97052</b>
Black	CRI 80 <b>97053</b>
Grey	CRI 80 <b>97054</b>
Cor-Ten	CRI 80 <b>97055</b>

colour		
2700 K	1219 lm	<b>M</b>
3000 K	1304 lm	<b>W</b>
4000 K	1346 lm	<b>N</b>

optic	
5°+ 60°	<b>56</b>





