


Warp_y



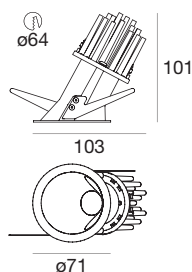
Light management:
aluminium casing coated
with **embossed** or **golden**
effect

Passive heat dissipation:
die-cast aluminium heat
sink

Discreet aesthetics: the **thin**
flange blends into the false
ceiling



Inclined optical
compartment for an
optimal asymmetric
emission

Warp_Y Downlight - LED PowerLEDs 8 W 630 mA

type

White	96217
Black	96218
Grey	96219
Gold	96220

colour

Natural	573 lm	CRI 80	N
Warm	537 lm	CRI 80	W
Super W	502 lm	CRI 80	M

optic

15°	15
30°	30
60°	60

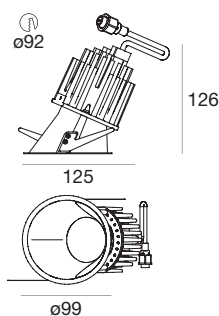
suggested electronics



99129
ON/OFF
1 art

99115
1-10 V
1 - 2 art

99114
DALI
1 - 2 art

Warp_Y Downlight - LED PowerLEDs 15 W 400 mA

type

White	96221
Black	96222
Grey	96223
Gold	96224

colour

Natural	1752 lm	CRI 83	N
Warm	1630 lm	CRI 83	W
Super W	1522 lm	CRI 83	M

optic

15°	15
30°	30
60°	60

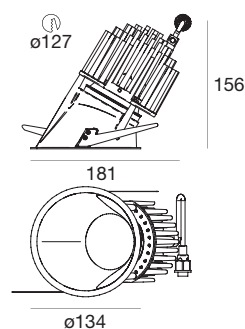
suggested electronics



99113
ON/OFF
1 art

99116
1-10 V
1 art

99131
DALI
1 art

Warp_Y Downlight - LED Array 25 W 700 mA

type

White	96229
Black	96230
Grey	96231
Gold	96232

colour

Natural	2882 lm	CRI 83	N
Warm	2680 lm	CRI 83	W
Super W	2505 lm	CRI 83	M

optic

15°	15
30°	30
60°	60

suggested electronics



99112
ON/OFF
1 art

99130
1-10 V
1 art

99188
DALI
1 art